

Quality Products

From



“The Industry Standard for Welding Fittings and Flanges”

1/2" THRU 60"

(CARBON STEEL ONLY)



LIST PRICE SCHEDULE No. 8081

Weldbend Corporation

6600 South Harlem Ave.

Argo, Illinois 60501-1930

Effective August 1, 2008

Phone: 708/594-1700

773/582-3500

Fax: 708/458-0106

773/582-7621

www.weldbend.com

e-mail: info@weldbend.com



ISO 9001:2000 Approved

STANDARD - WELDING FITTINGS

Size	Elbows					180° Return Bends		Tees		Caps	Stub Ends
	Long Radius	Short Radius	3R-90°	45°	3R-45°	Long Radius	Short Radius	Straight	Reducing		
Catalog Page Reference	22	23		25		26	27	28	30-31	36	37
1/2"	\$ 16.56	\$	\$	\$ 17.60	\$	\$ 154.60	\$	\$ 54.52	\$	\$ 20.36	\$ 235.71
3/4"	16.56			17.60		154.60		54.52	63.15	20.36	235.71
1"	16.56	26.57		17.60		154.60		54.52	63.15	20.36	235.71
1 1/4"	16.56	26.57		17.60		154.60	222.58	54.52	63.15	20.36	235.71
1 1/2"	16.56	26.57		17.60		154.60	222.58	54.52	63.15	20.36	235.71
2"	23.15	35.22	267.74	22.60	352.44	154.60	222.58	55.77	93.27	22.52	235.70
2 1/2"	28.05	56.42	395.91	27.07	380.25	154.60	222.58	76.96	102.40	23.68	242.60
3"	34.24	66.20	342.75	28.05	314.38	177.03	222.58	85.77	99.79	23.68	242.60
3 1/2"	56.42	86.75		50.55			256.75	120.34	126.53	34.55	345.09
4"	56.42	86.75	490.15	50.55	416.78	245.36	256.75	120.34	126.53	34.55	345.09
5"	121.64	257.96		76.64		739.88	736.43	198.61	273.29	53.19	345.09
6"	124.42	229.26	874.00	99.47	653.54	570.44	661.54	206.76	258.65	59.01	657.05
8"	234.95	379.60	1,701.03	165.67	1,191.31	1,313.42	1,523.24	360.69	469.28	89.29	817.52
10"	467.65	777.14	3,125.51	330.68	2,472.95	1,976.05	1,566.01	708.65	865.84	161.89	ON APPLICATION
12"	692.67	1,085.97	4,307.36	467.65	3,019.85		1,633.99	991.72	1,278.06	244.20	
14"	999.40	1,507.64	5,748.80	628.75	4,160.94	ON APPLICATION		1,739.84	1,927.68	324.95	
16"	1,362.85	1,824.95	7,131.87	1,126.74	4,965.14			1,944.97	2,036.60	378.91	
18"	1,803.76	2,827.11	10,726.01	1,593.41	8,165.99			3,075.29	3,899.01	518.67	
20"	2,495.13	2,950.06	10,993.75	1,649.50	8,358.72			4,850.35	4,986.01	588.55	
24"	3,528.59	4,539.88	15,325.25	2,499.69	10,876.35			6,260.15	6,917.28	800.14	
30"											
36"											
42"	STOCK	STOCK		STOCK				STOCK	STOCK	STOCK	
48"	PRICE ON APPLICATION	PRICE ON APPLICATION		PRICE ON APPLICATION				PRICE ON APPLICATION	PRICE ON APPLICATION	PRICE ON APPLICATION	
54"											
60"											

EXTRA STRONG - WELDING FITTINGS

Size	Elbows					180° Return Bends		Tees		Caps	Stub Ends
	Long Radius	Short Radius	3R-90°	45°	3R-45°	Long Radius	Short Radius	Straight	Reducing		
Catalog Page Reference	22	23		25		26	27	29	32-33	36	37
1/2"	\$ 21.74	\$	\$	\$ 23.12	\$	\$ 195.67	\$	\$ 53.83	\$	\$ 25.19	\$ 267.45
3/4"	21.74			23.12				53.83	81.79	25.19	267.45
1"	21.74	52.45		23.12		195.67		53.83	81.79	25.19	267.45
1 1/4"	21.74	52.45		23.12		195.67	243.29	53.83	81.79	25.19	267.45
1 1/2"	21.74	52.45		23.12		195.67	243.29	53.83	81.79	25.19	267.45
2"	27.76	87.35	256.98	29.05	359.71	220.13	273.70	61.34	87.74	22.52	267.45
2 1/2"	39.06	87.35	457.87	64.56	380.25	220.13	273.70	102.10	95.26	31.06	257.09
3"	50.04	87.35	376.01	37.45	318.29	319.90	363.38	95.12	110.65	34.55	295.05
3 1/2"	82.32	143.64		59.08		395.99	619.22	153.74	164.61	46.98	389.61
4"	82.32	143.64	653.54	59.08	557.01	395.99	619.22	153.74	164.61	46.98	389.61
5"	196.60	322.62		140.43		930.58	1,094.42	335.04	485.22	76.87	389.62
6"	208.22	334.65	1,140.76	161.73	825.08	1,094.42	1,140.61	294.40	304.76	95.50	1,285.12
8"	395.78	715.89	2,191.51	279.57	1,460.35	2,153.11	2,669.46	582.66	606.41	143.26	ON APPLICATION
10"	834.82	1,079.27	4,751.21	538.47	3,176.71		2,847.06	868.47	1,049.77	220.13	
12"	1,023.03	1,289.69	5,963.39	798.67	4,239.53		2,941.18	1,263.68	1,684.91	294.28	
14"	1,418.16	1,856.90	6,598.99	1,008.50	4,981.12	ON APPLICATION		2,399.25	2,582.49	446.46	
16"	1,788.12	2,248.23	PRICE ON APPLICATION	1,225.12				2,276.96	3,300.89	512.07	
18"	2,341.44	2,934.62		1,842.68				4,811.70	4,749.97	692.60	
20"	3,337.67	3,581.02		2,193.26				5,259.44	5,514.00	732.97	
24"	5,431.18	5,481.78		3,680.19				7,080.83	6,898.43	1,043.95	
30"											
36"											
42"	STOCK	STOCK		STOCK				STOCK	STOCK	STOCK	
48"	PRICE ON APPLICATION	PRICE ON APPLICATION		PRICE ON APPLICATION				PRICE ON APPLICATION	PRICE ON APPLICATION	PRICE ON APPLICATION	
54"											
60"											

NOTE: PRICE SHEET 8081

ALL PRICES ARE
BASED ON ORDERS
OF APPROXIMATELY
EQUAL AMOUNTS OF
FITTINGS AND FLANGES
PAGE 2



PHONE: 708/594-1700
773/582-3500
FAX: 708/458-0106
773/582-7621
www.WELDBEND.com
e-mail: info@weldbend.com

WELDING REDUCERS

Size	STANDARD		EXTRA STRONG		XXS & SCH-160	
	Concentric	Eccentric	Concentric	Eccentric	Concentric	Eccentric
Catalog Page Reference	34	34	35	35		
3/4 x 1/2"	\$ 54.75	\$ 74.15	\$ 39.97	\$ 68.45	\$	\$
1 x 1/2"	54.75	74.15	39.97	68.45		
1 x 3/4"	54.75	74.15	39.97	68.45		
1 1/4 x 1/2"	54.75	74.15	39.97	68.45		
1 1/4 x 3/4"	54.75	74.15	39.97	68.45		
1 1/4 x 1"	54.75	74.15	39.97	68.45		
1 1/2 x 1/2"	54.75	74.15	39.97	68.45		
1 1/2 x 3/4"	54.75	74.15	39.97	68.45		
1 1/2 x 1"	54.75	74.15	39.97	68.45		
1 1/2 x 1 1/4"	54.75	74.15	39.97	68.45		
2 x 1/2"	253.21	352.98	253.21	519.18		
2 x 3/4"	75.01	207.06	107.35	386.27		
2 x 1"	48.51	72.76	48.96	93.87		
2 x 1 1/4"	35.03	72.76	47.16	108.25		
2 x 1 1/2"	35.03	44.92	39.08	49.41		
2 1/2 x 3/4"	451.66	630.33	416.02	631.09		
2 1/2 x 1"	90.73	259.16	116.33	265.00		
2 1/2 x 1 1/4"	76.36	110.49	81.75	118.13		
2 1/2 x 1 1/2"	57.04	61.08	53.45	74.11		
2 1/2 x 2"	44.02	52.10	53.45	74.11		
3 x 1"	89.38	291.95	111.39	339.11		
3 x 1 1/4"	70.97	250.63	88.48	280.27		
3 x 1 1/2"	44.92	69.62	59.74	101.96		
3 x 2"	39.08	61.08	44.92	61.08		
3 x 2 1/2"	36.38	57.04	44.92	61.08		
3 1/2 x 1 1/4"	218.97	390.99	334.08	390.80		
3 1/2 x 1 1/2"	201.70	365.60	295.70	365.60		
3 1/2 x 2"	97.47	109.59	118.13	147.77		
3 1/2 x 2 1/2"	93.87	102.41	156.75	141.03		
3 1/2 x 3"	93.87	97.47	156.75	122.62		
4 x 1"	151.28	624.02	182.78	807.53		
4 x 1 1/4"	151.28	624.02	182.78	807.53		
4 x 1 1/2"	102.86	304.97	110.49	490.48		
4 x 2"	57.04	90.73	75.46	131.15		
4 x 2 1/2"	57.04	78.60	67.82	99.26		
4 x 3"	46.71	74.56	57.49	95.67		
4 x 3 1/2"	48.96	74.56	59.74	95.67		
5 x 2"	180.11	557.40	442.42	1,040.69		
5 x 2 1/2"	180.11	235.36	212.90	306.77		
5 x 3"	118.13	150.47	178.31	276.23		
5 x 3 1/2"	107.16	163.88	126.06	220.60		
5 x 4"	86.69	150.47	122.62	221.43		
6 x 2"	295.54	531.80	367.86	687.20		
6 x 2 1/2"	235.81	414.57	432.53	495.86		
6 x 3"	118.58	240.75	161.25	269.04		
6 x 3 1/2"	163.49	327.76	215.14	441.24		
6 x 4"	97.92	153.61	137.89	207.06		
6 x 5"	87.58	110.49	133.85	254.67		
8 x 3"	360.22	609.50	592.43	767.15		
8 x 3 1/2"	466.44	850.93	743.79	1,008.53		
8 x 4"	165.29	357.97	229.07	406.03		

Size	STANDARD		EXTRA STRONG	
	Concentric	Eccentric	Concentric	Eccentric
Catalog Page Reference	34	34	35	35
8 x 5"	\$ 144.63	\$ 254.22	\$ 229.07	\$ 332.37
8 x 6"	128.46	195.83	187.75	291.05
10 x 4"	426.25	707.87	610.85	975.11
10 x 5"	341.36	541.68	446.46	768.05
10 x 6"	234.01	451.40	321.14	689.90
10 x 8"	249.28	256.47	269.04	471.61
12 x 4"	861.03	2,269.19	1,386.98	1,893.12
12 x 5"	1,030.61	1,763.44	1,490.19	1,780.85
12 x 6"	371.00	1,012.84	480.14	1,019.13
12 x 8"	354.38	627.92	446.46	876.30
12 x 10"	308.12	400.20	439.27	674.63
14 x 6"	1,357.89	2,017.99	2,538.64	2,898.03
14 x 8"	783.32	1,210.92	1,302.54	2,050.83
14 x 10"	634.65	822.40	704.27	1,638.96
14 x 12"	463.53	702.48	704.27	1,539.70
16 x 6"	2,353.67	3,883.50	4,303.47	9,543.42
16 x 8"	1,179.92	3,113.08	1,889.59	7,139.74
16 x 10"	896.51	1,564.85	1,438.19	2,096.20
16 x 12"	811.17	1,427.41	1,001.61	1,916.98
16 x 14"	811.17	1,074.37	987.69	1,500.17
18 x 8"	4,310.43	4,706.88	7,033.17	6,554.61
18 x 10"	1,445.82	2,394.43	2,453.72	3,975.00
18 x 12"	1,196.54	2,120.90	1,888.24	2,579.93
18 x 14"	1,104.92	2,000.08	1,675.34	1,477.07
18 x 16"	886.18	1,935.40	1,381.59	2,407.01
20 x 10"	2,596.10	8,551.46	2,688.63	11,404.12
20 x 12"	1,952.92	6,710.79	2,409.26	8,430.60
20 x 14"	1,583.26	5,483.71	2,091.71	6,238.29
20 x 16"	1,520.83	2,424.53	1,790.77	3,463.87
20 x 18"	1,520.83	2,430.82	1,838.38	2,593.41
24 x 10"	6,562.57	12,259.92	7,079.77	15,961.88
24 x 12"	3,952.55	10,891.94	6,059.52	11,974.65
24 x 14"	3,603.55	8,487.64	6,039.76	10,690.94
24 x 16"	1,835.69	5,281.14	5,082.61	8,030.41
24 x 18"	1,759.33	3,503.84	5,082.61	6,645.67
24 x 20"	1,720.26	3,187.19	4,622.68	5,634.17
30 x 16"	STOCK	STOCK	STOCK	STOCK
30 x 18"	STOCK	STOCK	STOCK	STOCK
30 x 20"	PRICE ON APPLICATION	PRICE ON APPLICATION	PRICE ON APPLICATION	PRICE ON APPLICATION
30 x 24"	PRICE ON APPLICATION	PRICE ON APPLICATION	PRICE ON APPLICATION	PRICE ON APPLICATION
36 x 18"	STOCK	STOCK	STOCK	STOCK
36 x 20"	STOCK	STOCK	STOCK	STOCK
36 x 24"	PRICE ON APPLICATION	PRICE ON APPLICATION	PRICE ON APPLICATION	PRICE ON APPLICATION
36 x 30"	PRICE ON APPLICATION	PRICE ON APPLICATION	PRICE ON APPLICATION	PRICE ON APPLICATION
42 x 24"	STOCK	STOCK	PRICE ON APPLICATION	PRICE ON APPLICATION
42 x 30"	STOCK	STOCK	PRICE ON APPLICATION	PRICE ON APPLICATION
42 x 36"	PRICE ON APPLICATION	PRICE ON APPLICATION	PRICE ON APPLICATION	PRICE ON APPLICATION
48 x 24"	STOCK	STOCK	PRICE ON APPLICATION	PRICE ON APPLICATION
48 x 30"	STOCK	STOCK	PRICE ON APPLICATION	PRICE ON APPLICATION
48 x 36"	STOCK	STOCK	PRICE ON APPLICATION	PRICE ON APPLICATION
48 x 42"	PRICE ON APPLICATION	PRICE ON APPLICATION	PRICE ON APPLICATION	PRICE ON APPLICATION


NOTE: PRICE SHEET 8081
ALL PRICES ARE
BASED ON ORDERS
OF APPROXIMATELY
EQUAL AMOUNTS OF
FITTINGS AND FLANGES
PAGE 3



PHONE: 708/594-1700
773/582-3500
FAX: 708/458-0106
773/582-7621
www.WELDBEND.com
e-mail: info@weldbend.com

TRUE SCHEDULE - 80 - WELDING FITTINGS

Size	Elbows			Tees		Caps
	Long Radius	Short Radius	45°	Straight	Reducing	
10" 12" 14"	\$	\$	\$	\$	\$	\$
16" 18" 20" 24"						



DOUBLE EXTRA STRONG & SCHEDULE 160 WELDING FITTINGS

Size	Tees-Straight		Tees-Reducing		Long Radius		Elbows		45°		Caps	
	XXS	SCH-160	XXS	SCH-160	XXS	SCH-160	XXS	SCH-160	XXS	SCH-160	XXS	SCH-160
1/2"	\$ 131.67	\$	\$	\$	\$	\$	\$	\$	\$	\$	\$	\$
3/4"	131.67											
1"	131.67	131.67	PRICE ON APPLICATION		PRICE ON APPLICATION		PRICE ON APPLICATION		PRICE ON APPLICATION		PRICE ON APPLICATION	
1 1/4"	131.67	131.67										
1 1/2"	131.67	131.67										
2"	304.76	274.09			218.96	173.15			192.56	163.44		
2 1/2"	716.28	473.25			249.63	214.30			224.78	192.56		
3"	856.43	584.28	PRICE ON APPLICATION		356.01	204.21	PRICE ON APPLICATION		329.99	179.36	PRICE ON APPLICATION	
4"	1,450.03	752.00			466.65	335.82			416.57	279.52		
5"					1,418.59	949.61			822.66	748.12		
6"	3,483.57	3,350.80			1,368.50	861.87			954.27	608.74		
8"												

NOTE: PRICE SHEET 8081

ALL PRICES ARE
BASED ON ORDERS
OF APPROXIMATELY
EQUAL AMOUNTS OF
FITTINGS AND FLANGES
PAGE 4



PHONE: 708/594-1700

773/582-3500

FAX: 708/458-0106

773/582-7621


www.WELDBEND.com

e-mail: info@weldbend.com

CLASS 150 FLANGES - RAISED OR FLAT FACE

Size	Slip-On		Welding-Neck		Blind	Threaded		Socket-Weld		Lap Joint
	Reducing		STD & XS	XXS & SCH-160		Reducing		STD & XS	XXS & SCH-160	
Catalog Page Reference	41		41		41	41/46				41
1/2"	\$ 20.59	\$	\$ 30.11	\$ 45.84	\$ 24.71	\$ 31.02	\$	\$ 27.18	\$ 36.78	\$ 21.69
3/4"	20.59		30.11	45.84	24.71	31.02		27.18	36.78	21.69
1"	20.59	66.71	30.11	45.84	24.71	31.02	86.75	27.18	36.78	21.69
1 1/4"	20.59	66.71	30.11	45.84	24.71	31.02	86.75	27.18	36.78	21.69
1 1/2"	20.59	66.71	30.11	45.84	24.71	31.02	86.75	27.18	36.78	21.69
2"	23.76	74.65	34.48	51.30	28.73	34.75	97.07	31.35	41.16	24.18
2 1/2"	40.18	104.14	42.08	52.26	44.58	42.59	113.97	40.46	59.90	38.93
3"	38.18	78.95	48.59	63.90	47.72	44.44	103.22	44.44	54.37	41.04
3 1/2"	56.44		69.72		67.43	60.34				58.10
4"	56.44	84.48	69.72	121.95	67.43	60.34	109.36	60.34		58.10
5"	73.07	206.12	87.98	217.73	86.32	98.43	249.44			63.40
6"	78.85	229.16	107.15	242.07	109.97	86.93	249.44	98.43		82.17
8"	132.38	288.45	175.20		176.37	147.84	436.52	116.99		134.87
10"	197.53	438.41	259.61		297.38	268.71	627.90			169.91
12"	296.30	681.33	384.15		437.39	375.03	869.49	222.60		311.61
14"	392.16		499.14		635.95					664.28
16"	575.16		729.25		933.59					867.15
18"	690.07		985.25		1,273.46		ON APPLICATION	ON APPLICATION		987.82
20"	789.41		1,199.95		1,597.36					1,113.55
24"	1,097.93		1,610.43		2,142.35					1,333.43
*30" °										
*36" °	*STOCK		°STOCK		°STOCK					
*42" °										
*48" °	PRICE ON APPLICATION		PRICE ON APPLICATION		PRICE ON APPLICATION					
*54" °			Series "A" "B"		Series "A" "B"					
*60" °										

* Class 125 °Series A and B



NOTE: PRICE SHEET 8081

ALL PRICES ARE
BASED ON ORDERS
OF APPROXIMATELY
EQUAL AMOUNTS OF
FITTINGS AND FLANGES
PAGE 5

PHONE: 708/594-1700

773/582-3500

FAX: 708/458-0106

773/582-7621

www.WELDBEND.com

e-mail: info@weldbend.com

CLASS 300 FLANGES - RAISED OR FLAT FACE

Size	Slip-On		Welding-Neck		Blind	Threaded		Socket-Weld		Lap Joint
	Reducing		STD & XS	XXS & SCH-160		Reducing		STD & XS	XXS & SCH-160	
Catalog Page Reference	43		43		43	43/46				43
1/2"	\$ 27.45	\$	\$ 36.24	\$ 51.88	\$ 32.12	\$ 34.31	\$	\$ 34.31	\$ 44.20	\$ 29.92
3/4"	27.45		36.24	51.88	32.12	34.31		34.31	44.20	29.92
1"	27.45	119.14	36.24	51.88	32.12	34.31	133.41	34.31	44.20	29.92
1 1/4"	27.45	119.14	36.24	51.88	32.12	34.31	133.41	34.31	44.20	29.92
1 1/2"	27.45	119.14	36.24	51.88	32.12	34.31	133.41	34.31	44.20	29.92
2"	36.47	119.14	46.93	54.08	36.86	39.19	133.41	36.24	50.51	34.38
2 1/2"	46.02		51.63	54.09	63.14	55.82		47.22	43.82	44.47
3"	60.59	164.98	65.57	69.45	66.40	63.49	197.37	63.49	64.89	60.59
3 1/2"	87.15		103.75		103.75	101.26				87.15
4"	87.15		103.75	112.55	103.75	101.26		101.26	101.55	87.15
5"	109.15		130.59	158.36	141.44	129.10		129.10	134.54	107.06
6"	153.54		186.74	231.41	168.07	181.31			164.29	153.54
8"	240.69		290.49		294.64	296.30				240.69
10"	363.69		444.44		529.10	308.83		ON APPLICATION		363.69
12"	513.25		617.66		758.38	373.61				513.25
14"	1,074.12		1,228.73		1,400.92					
16"	1,186.72		1,468.63		1,885.23					
18"	1,479.71		1,868.37		2,368.16					
20"	1,636.03		2,247.97		2,811.56		ON APPLICATION			ON APPLICATION
24"	2,535.92		3,125.88		4,209.75					
°30"			°STOCK		°STOCK					
°36"										
°42"			PRICE ON APPLICATION		PRICE ON APPLICATION					
°48"			Series "A" "B"		Series "A" "B"					
°54"										
°60"										

°Series A and B

CLASS 600 FLANGES - RAISED OR FLAT FACE

Size	Slip-On		Welding-Neck		Blind	Threaded		Socket-Weld		Lap Joint
	Reducing		STD & XS	XXS & SCH-160		Reducing		STD & XS	XXS & SCH-160	
Catalog Page Reference	45		45		45	45/46				45
1/2"	\$ 40.63	\$	\$ 43.92	\$ 66.50	\$ 39.53	\$ 78.24	\$	\$ 62.86	\$ 74.32	\$ 66.50
3/4"	40.63		43.92	66.50	39.53	78.24		62.86	74.32	66.50
1"	40.63	73.51	43.92	66.50	39.53	78.24	80.70	62.86	74.32	66.50
1 1/4"	40.63	73.51	43.92	66.50	39.53	78.24	80.70	62.86	74.32	66.50
1 1/2"	40.63	73.51	43.92	66.50	39.53	78.24	80.70	62.86	74.32	66.50
2"	58.10		51.63	66.50	49.54	86.25		63.49	74.32	
2 1/2"	68.47		69.41	70.67	67.32	86.25		76.31	83.32	
3"	86.44		93.12	100.14	90.30	129.80		92.33	86.33	ON APPLICATION
3 1/2"	160.85		168.98		170.39	190.27				
4"	160.85		168.98		170.39	190.27		151.26		
5"	164.70		96.50		233.67	231.35				
6"	334.51		351.70		361.03	248.57			233.10	
8"	532.68		536.16		574.75	425.82		ON APPLICATION		
10"	1,176.44		867.72		941.80	533.26				
12"	1,827.76		1,523.53		1,552.94	680.40				
14"	1,566.01		1,697.34		1,639.01					
16"	1,921.57		2,722.98		2,200.10					
18"	1,954.75		2,924.08		2,924.08					
20"	3,197.59		3,937.66		3,937.66		ON APPLICATION	STOCK		ON APPLICATION
24"	3,720.46		5,329.31		5,329.31			PRICE ON APPLICATION		
°30"			°STOCK		°STOCK					
°36"										
°42"			PRICE ON APPLICATION		PRICE ON APPLICATION					
°48"			Series "A" "B"		Series "A" "B"					
°54"										
°60"										

°Series A and B

NOTE: PRICE SHEET 6081

ALL PRICES ARE
BASED ON ORDERS
OF APPROXIMATELY
EQUAL AMOUNTS OF
FITTINGS AND FLANGES
PAGE 6



PHONE: 708/594-1700

773/582-3500

FAX: 708/458-0106

773/582-7621

www.WELDBEND.com

e-mail: info@weldbend.com

CLASS 900 FLANGES - RAISED OR FLAT FACE

Size	Slip-On	Welding-Neck			Blind		Threaded	Socket-Weld		Lap Joint
		STD & XS	XXS & SCH-160	Ring Type Joint	STD	Ring Type Joint		STD & XS	XXS & SCH-160	
Catalog Page Reference										
*1/2"	\$ 149.27	\$ 88.23	\$ 118.25	\$	\$ 141.74	\$	\$ 148.89	\$ 146.14	\$ 206.51	\$
*3/4"	149.27	88.23	118.25		141.74		148.89	146.14	206.51	
*1"	149.27	88.23	118.25	PRICE ON APPLICATION	141.74	PRICE ON APPLICATION	148.89	146.14	206.51	PRICE ON APPLICATION
*1 1/4"	149.27	88.23	118.25		141.74		148.89	146.14	206.51	
*1 1/2"	149.27	88.23	118.25		141.74		148.89	146.14	206.51	
*2"	149.27	118.25	118.25		141.74		148.89	146.14	206.51	
*2 1/2"		275.49	275.49							
3"										
3 1/2"										
4"										
5"										
6"										
8"										
10"										
12"										

*Dimensions for these sizes same as class 1500



CLASS 1500 FLANGES - RAISED OR FLAT FACE

Size	Slip-On	Welding-Neck			Blind		Threaded	Socket-Weld		Lap Joint
		STD & XS	XXS & SCH-160	Ring Type Joint	STD	Ring Type Joint		STD & XS	XXS & SCH-160	
Catalog Page Reference										
1/2"	\$ 149.27	\$ 88.23	\$ 118.25	\$	\$ 141.74	\$	\$ 148.89	\$ 146.14	\$ 206.51	\$
3/4"	149.27	88.23	118.25		141.74		148.89	146.14	206.51	
1"	149.27	88.23	118.25	PRICE ON APPLICATION	141.74	PRICE ON APPLICATION	148.89	146.14	206.51	PRICE ON APPLICATION
1 1/4"	149.27	88.23	118.25		141.74		148.89	146.14	206.51	
1 1/2"	149.27	88.23	118.25		141.74		148.89	146.14	206.51	
2"	149.27	118.25	118.25		141.74		148.89	146.14	206.51	
2 1/2"		275.49	275.49							
3"										
3 1/2"										
4"										
5"										
6"										
8"										
10"										
12"										

NOTE: PRICE SHEET 808I

ALL PRICES ARE
BASED ON ORDERS
OF APPROXIMATELY
EQUAL AMOUNTS OF
FITTINGS AND FLANGES
PAGE 7



PHONE: 708/594-1700

773/582-3500

FAX: 708/458-0106


773/582-7621

www.WELDBEND.com

e-mail: info@weldbend.com

WELDBEND

"The New Standard for Welding Fittings and Flanges"



Weldy Weldbend's
pledge of quality sez:

Weldbend has long been known in the fittings and flange field for providing the best quality and the best value. The name "Weldbend" means quality.

Weldbend pledges to use the highest grade and /or best quality steel and forgings in our lines of fittings and flanges.

Our "American made" line uses only top-quality steel from U.S. mills, forged into fittings and flanges at Weldbend's own plant in Argo, Illinois. For our other lines, we search worldwide for steel and/or forgings to maintain our high quality and our rate of production. Material Test Reports, which identify the source of the steel used, are always available, at no charge. We are proud to compare our fittings and flanges with any produced in the world.

All Weldbend sales are made solely in accordance with Weldbend's standard terms and conditions of sales, which are set forth in our catalog. Weldbend provides a catalog for the convenience of its customers in ordering Weldbend products.

WELDBEND We stand for value, quality, fair and equal pricing.

WELDBEND fittings conform to ASTM A234, ASME SA234, WPB specifications and to ASME/ANSI B16.9, B16.28 specifications.

WELDBEND flanges conform to ASTM A105, ASME SA105 and to ASME/ANSI B16.5, B16.47 specifications.

Prices are subject to change without notice